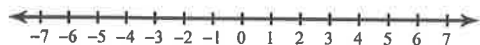


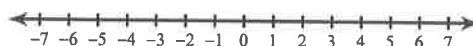
Inequalities and Their Graphs

Draw a graph for each inequality.

1) $x \leq 1$



2) $m > -2$



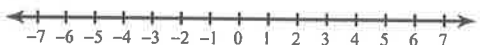
3) $x \leq 4$



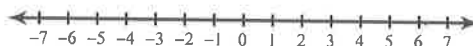
4) $m > -6$



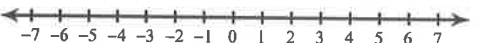
5) $-5 \geq a$



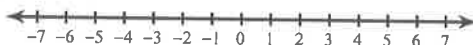
6) $4 \geq x$



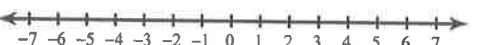
7) $-2 < b$



8) $1 > x$



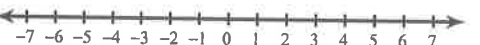
9) $-r \leq -2$




10) $4 \leq -n$



11) $-n \leq -5$



12) $1 < -x$



13) $n \geq \frac{3}{2}$



14) $k < 2$

